

Together @ Home

Lectionary Edition

Sunday 8th November

Eleventh Sunday of
Kingdomtide



Here are some activities you could do together as a family, begin with the story and then do as many or as few as you like, in any order.

Bible Passage

Today we will be exploring together, Jesus' parable of the Ten Bridesmaids..

You can find it in your Bible in:
Matthew 25 v 1–13

Read the story together – choose a Bible translation or children's story version which best suits your group.

The other passages we might be thinking about at church this week are:

Joshua 24:1-3a, 14-25 and Psalm 78:1-7
Proverbs 6:12-16
Amos 5:18-24 and
Proverbs 6:17-20 or Psalm 70
1 Thessalonians 4:13-18

A prayer to say together

Dear God,
Thank you for the story of the ten bridesmaids that reminds us that your plan is not finished yet and that one day you will return.

Help us to prepare our hearts and minds for your return, to be a light that shines in the world and speaks of you to other people.

In these dark and difficult times help us to shine even brighter and to make time each day to grow in knowledge and relationship with you.

Amen.

Discussion

A question for adults to ask children

What could the foolish bridesmaids in the story have done to make sure they were ready for the arrival of the bridegroom?

The bridesmaids in the story were expecting the bridegroom to arrive on time and only had just enough oil in their lamps. If they had brought extra oil they would have been like the wise bridesmaids who were ready!

A question to discuss together

What do you think this parable is trying to teach us?

The bridegroom in the story represents Jesus. The Bible tells us that one day Jesus will come back to the earth and that we should be ready even though we don't know when that time will be.

A question for children to ask adults

What do you do to keep your light shining for God?

We are like shining lamps in this world sharing God's love, we can keep ourselves full and ready to serve God by working on our relationship with Him. Reading our Bibles, Praying, Listening to God, Worshipping, Fellowship, Receiving teaching from others – all of these are great ways to keep our lights shining.

Family Activity 1

Make your own lamp craft

You will need: paper/card, scissors, glue/tape



Use the simple template on page 3 to make a lamp craft. You could print and decorate the template or make your own.

- Decorate your paper first.
- Fold your paper in half along the dotted line and cut the solid lines to create slits.
- Tape or glue the short ends of your paper together to form your lantern.
- Add a strip of paper to be the handle.



A verse to remember

1 Thessalonians 4 v 16

The Lord himself will come down from heaven with a loud command, with the voice of the archangel, and with the trumpet call of God.

Try to learn this verse together, you could come up with some actions to help you remember it. Why not decorate the verse on a piece of paper or card together and put it up somewhere to remind you of it through the week or draw your own picture together of what you think Jesus coming back will look like?

Active Oil Filling



Psalm 18 v 28 says:

LORD, you give light to my lamp. My God brightens the darkness around me.

Why not try one of these oil filling activities each day, draw close to God and ask Him to fill you up with by his Spirit to help you shine a little brighter in the world.

Sing Hosanna!

Spend some time worshipping God together, why not find the song "give me oil in my lamp" to play and join in with together.

Waiting to be filled

The bridesmaids in the story had to do a lot of waiting, but they did nothing while they waited. Spend some time actively waiting on God seeking an encounter with Him.

Anointed with Oil

Throughout the Bible we see oil used to anoint people often as a symbol that they are being made holy for God. Spend some time praying for each other that you would be made Holy for God.

You could use oil you have in the house as part of your prayer activity just warn young children not to touch any furniture!

Filled with knowledge

Find and explore these Bible verses together, they are all about light, lamps and shining for God.

Matthew 5 v 15-16 **Psalm 119 v 105**
Philippians 2 v 15 **2 Corinthians 4 v 6**
Daniel 12 v 3 **Revelation 21 v 23**

Family Activity 2

You will need – a tray of random items from around the house, a towel or scarf

The wise bridesmaids had remembered to bring extra oil, the foolish bridesmaids had not. Use this 'Kim's Game' to test your own memories.

Lay a range of items from around your house on a tray or table, give everybody 1 minute (or less) to memorise as many objects as they can.

Cover over the objects with the towel and remove one item, but make sure nobody can see what you have taken.


Who can be first to work out which item is missing? Take it in turns to be the person who removes an item and see who can get the most points.



Remembrance Sunday

This Sunday is also Remembrance Sunday you could use this activity to talk about why it is important to remember all those who fought and died in war. There are more remembrance activities available at

www.TatH.co.uk/other-resources



A large rectangular frame containing a vertical dashed line down its center and 12 horizontal solid lines, creating a ruled page layout.

A tall, narrow vertical rectangular frame on the right side of the page.

A colouring page you could print and colour together

Image from <http://www.biblekids.eu/>


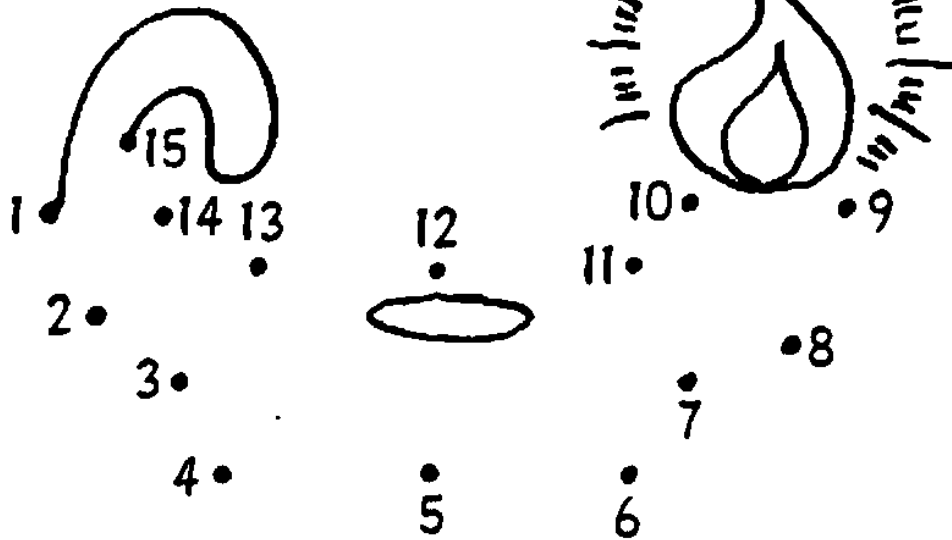
“So always be ready,
because you don't know
the day or the hour the
Son of Man will come.”

Matthew 25 v 13



PUZZLES SHEET



Join the dots to complete the picture.



Which path should the bridesmaid take to find more oil for her lamp?



- a.
- b.
- c.




Can you find ten lamps on the page?

Can you change one letter at a time to turn the word lamp into the word burn? The picture clues might help you.

lamp







burn

